



**SEAMLESS
WATERPROOFING
SOLUTIONS**

RAPIDROOF PRO BROCHURE

LIQUID ROOFING SYSTEMS



ABOUT RAPIDROOF PRO



RapidRoof Pro is our highest specification product which has all the same benefits provided by standard RapidRoof but by incorporating a reinforcement matting provides extended guarantees of upto 20 years.

Available exclusively to EcoProof approved contractors, RapidRoof Pro is backed by a BDA and is NHBC accepted making it ideal for new build construction when speed of application and curing times are important.

With over 200% elasticity RapidRoof Pro is tough, yet flexible enough to deal with most roof movement, unlike rigid systems. This system comes with our manufacture's product guarantee of up to 20 years, UV stable and typically cures within 20 minutes.

RapidRoof Pro is ideal for domestic projects or small industrial roofs and is available with an Anti-Skid finish for designated walkways, balconies or as a standalone waterproofing system, in grey as standard or black if required (please call for other colour requirements, subject to minimum orders).

This system is designed so that it can be applied directly onto most surfaces without the need for primer. This means that it can be incorporated into the building of a new roof; applied onto OSB3 boards. Alternatively used to overcoat existing old or failed membranes including; felt, asphalt, metal, GRP etc, eliminating the need for stripping the roof and disturbing the substrate, saving time and money whilst limiting disruption on site.

RapidRoof Pro is a 2-component system which is simple to apply and due to its liquid application and versatility to adhere to most surfaces this product will self terminate, in most cases eliminating the requirement for flashings, new trims and expensive detailing.

It's fully bonded application prevents tracking of water and its seamless finish eliminates the risk inherent in jointed systems.

Cold weather application - designed to cure down to 0°C RapidRoof allows application even during the coldest of weather.

Available in grey (RAL 7031) as standard & black an option. Other colours available on request. (Subject to minimum orders).

Suitable for application on to: OSB3 Roofing Boards, Old Felt, Asphalt, Concrete, Metal, Old Fibre Glass and compatible with standard GRP trims.



TECHNICAL DATA SHEET



USES:

RapidRoof Pro is designed so that it can be applied directly onto most surfaces without the need for primer. This means that it can be incorporated into the building of a new roof; applied onto OSB3 boards.

Alternatively used to overcoat existing old or failed membranes including; felt, asphalt, metal, GRP etc, eliminating the need for stripping the roof and disturbing the substrate, saving time and money whilst limiting disruption on site.

MIXING THE CATALYST:

It is advised that all products are mixed using a paddle mixer where available, or with similar apparatus. Ensure all products are mixed thoroughly to ensure even curing.

Typically, 1 minute of mixing is sufficient. All products within the RapidRoof range are two-part, base product and catalyst. Once catalyzed (catalyst mixed into the base product) you will have up to 20 minutes in which to apply the product to the required area or application.

It is advised to always decant only the amount of product that can be applied within 10 minutes to avoid unnecessary wastage and avoid shortage of product. When applying the product, it is advisable to pour directly onto the surface to avoid any accelerated curing that can occur from excess heat generated within the tin by the catalysing process.

CATALYST RATIO:

Equates to 2% of the main product, 20g of catalyst to every 1kg of product.

PRODUCT VOLUME	CATALYST
1kg	20g
5kg	100g
10kg	200g

PHYSICAL PROPERTIES & SPECIFICATIONS

Colour:	Grey or Black
Ral:	7031
Flash point:	10°C
Ignition temp:	275°C
Elongation:	200%
Cure time:	Approx. 20 mins
Surface temp:	0°C - 40°C
Vapor pressure at 20°C:	38.7 hPa
Density at 20°C:	1.6g / cm ³

READ SAFETY DATA SHEETS BEFORE USING THIS PRODUCT



DETAILING

APPLICATION:

Once the surface is cleaned and fully prepared RapidRoof Pro can be applied using a brush or short piled roller. Application surface temperatures must be between 0°C and 40°C. RapidRoof Pro should always be applied in 2 coats. All joints / vulnerable areas must be reinforced using LRS detailing Primer and EcoProof Joint Tape. Once cured apply 2 coats of RapidRoof.

CLEANING THE SUBSTRATE:

The best method to ensure the surface is clean from loose dirt, dust and natural growth would be a power washer, we recommend a minimum of 2000psi power washer.

If a pressure washer is not possible, the contractor must deem the most appropriate method of cleaning that achieves a similar clean to that of a 2000psi pressure wash.

A clean surface is critical for a successful bond of the RapidRoof Pro, if the surface is dirty or dusty the RapidRoof Pro will only bond to this rather than the substrate it is intended for.

FULLY PREPARED SUBSTRATE:

Ensure the substrate is fully prepared before applying any Detailing Primer or RapidRoof Pro Waterproof. All Joints that are over 3mm will need to be filled using RapidRoof Crack & Joint Filler or EcoProof PU Mastic.

If these joints are not filled this could lead to pinholes within the waterproofing membrane.

All brickwork / screed should be checked for cracks and damage, then repaired where necessary. Any repairs made using concrete will need to be completely dry which is typically 28 days.

DETAILING:

All details must be completed first before the start of the main waterproofing application.

Uprand details should be detailed up a minimum of 150mm where possible. Any details that do not meet the 150mm height requirement should be terminated either using a termination bar or EcoProof PU Mastic.

All Joints / Vulnerable areas should be reinforced using Detailing Primer and Joint Tape.

Detailing Primer should be applied over the joint at a coverage rate of 0.3kg per m² and immediately lay the joint tape into the wet primer, with a loaded roller fully saturate the joint tape and ensure this is embedded to remove any pinholes within the tape.

On completion of the detailing the whole surface must be primed using Detailing Primer at a coverage rate of 0.3kg per m²



APPLICATION PROCESS

PRIMER

SNAGGING:

Once the detailing is complete the roof should be snagged to remove any wicks created in the detailing stage of the application. This can be done by lightly sanding the wick to remove it with 80 grit sandpaper or similar.

RAPIDROOF PRO BASECOAT:

On completion of the snagging the RapidRoof Pro should be applied to all details and the main roof area.

This must be done in 2 coats, first coat of RapidRoof Pro should be applied at a coverage rate of 1.25kg per m² using a 9" short piled roller and this is fully reinforced using LRS 150gsm Reinforcement Matting.

The Reinforcement Matting must be fully saturated and embedded, making sure the membrane is free from creases and pinholes.

Ensure the RapidRoof Pro tins are gridded out over the roof area to ensure the RapidRoof Pro is applied at the correct coverage rate.

Repeat the snagging process.

RAPIDROOF PRO TOPCOAT:

RapidRoof Pro TopCoat should be applied at a coverage rate of 0.75kg per m², again ensure the tins are gridded out to get the correct coverage rate. We recommend to cross roll where possible to ensure the TopCoat is applied evenly across the area.

RAPIDROOF PRO ANTI-SKID:

RapidRoof Pro Anti-Skid should be applied at a coverage rate of 1kg per m² over the completed RapidRoof Pro Waterproof or as a stand-alone Anti-Skid. If on its own the surface should be fully primed before the application of Anti-Skid.

Between 3-10 minutes or just before the Anti-Skid is cured the Anti-Skid should be back rolled with a dry roller to agitate the aggregate to provide the Anti-Skid finish, leaving the aggregate proud of the surface and not smooth.

PACKAGING:

Detailing Primer – 1.5kg, 3kg, 5kg

Rapidroof Waterproof - 5kg, 7.5kg, 10kg

Anti-Skid – 5kg, 10kg

Joint Tape – 100mm x 25lm 100mm x 180m

CAUTION:

Do not use near open flame. Avoid breathing in fumes and prolonged contact with skin. Do not take internally. If swallowed, do not induce vomiting.

Call a doctor immediately. Keep out of reach of children. Coating must be dry before exposure to water. Store in a heated room and keep container covered when not in use. Do not thin. Dispose of in an environmentally safe manner. Cover air intakes during application and while drying.



BASECOAT



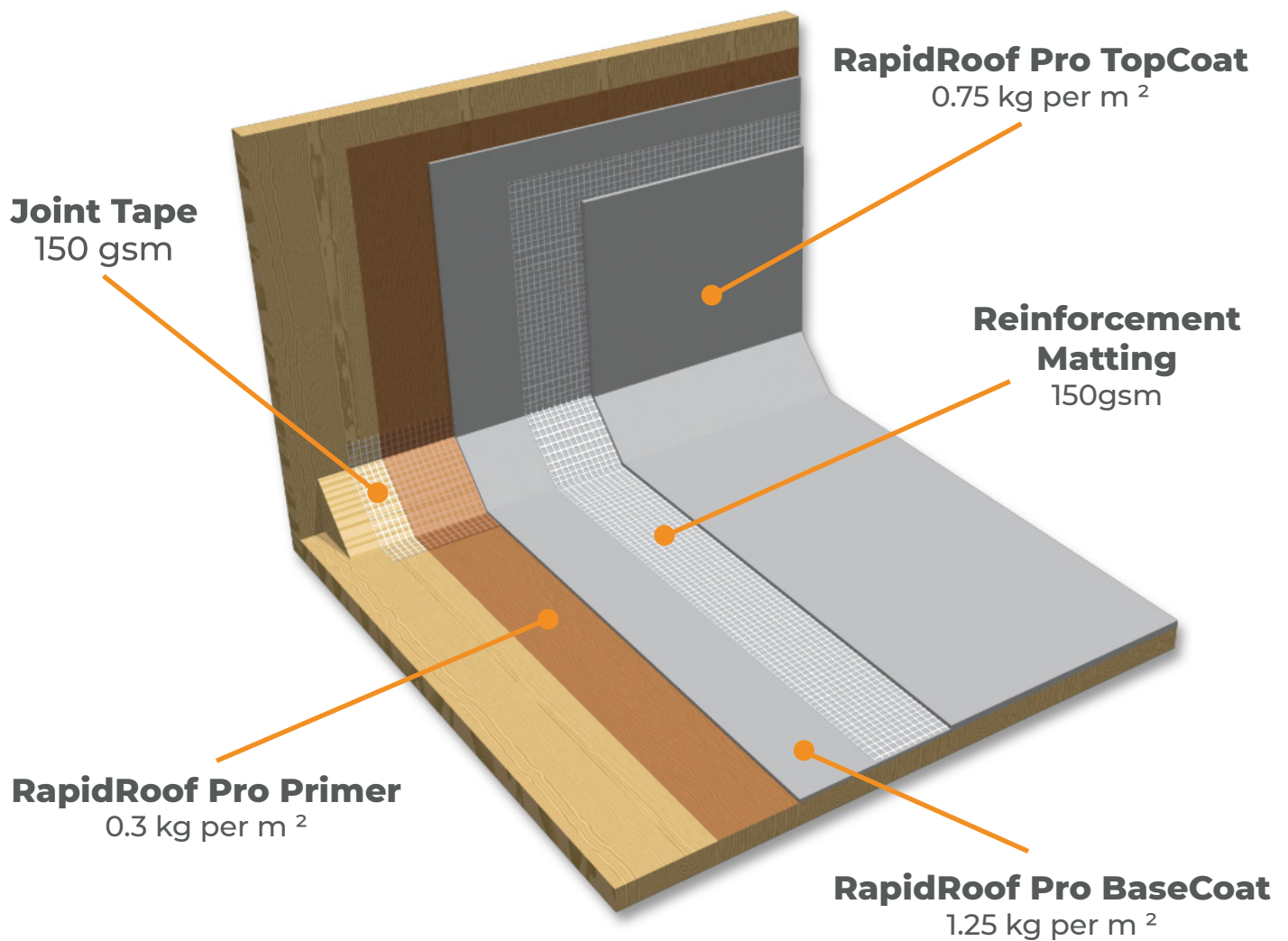
APPLICATION
PROCESS



TOPCOAT

TYPICAL RAPIDROOF PRO BUILD-UP

ANTI-SKID



*Primer maybe required on some surfaces

BENEFITS



Circa 20 Minute Cure



Cures down to 0°C



Fully Flexible



Tough



Seamless



Fully Bonded

TECHNICAL STATISTICS

Dry film thickness:	1.5mm - 2mm
Application rate:	1.5kg /2kg m ²
Cure time:	20 minutes
Fire test:	AC
Application temperature:	0°C - 40°C
Specific gravity:	1.65g/cm ³
Load Strength:	150N
Elongation:	200%

SUITABLE SURFACES (Detailing Primer required)

	RAPIDROOF	RAPIDROOF PRO
Concrete	Fully prime ✓	Fully prime ✓
Old Felt	Prime joints ✓	Fully prime ✓
Asphalt	Prime joints ✓	Fully prime ✓
OSB3	Prime joints ✓	Fully prime ✓
Metal	Prime joints ✓	Fully prime ✓
Old fibre glass	Prime joints ✓	Fully prime ✓
Standard GRP trims	Prime joints ✓	Fully prime ✓

PRODUCT RANGE TABLE

PRODUCT	SIZE	CODE	COLOUR
Detailing Primer	1.5kg	RRGP1.5	Clear
Detailing Primer	3kg	RRGP3	Clear
Detailing Primer	5kg	RRGP5	Clear
Waterproof	5kg	RRWP5	Black & Grey
Waterproof	7.5kg	RRWP7.5	Black & Grey
Waterproof	10kg	RRWP10	Black & Grey
Anti-Skid	5kg	RRAS5	Black & Grey
Anti-Skid	10kg	RRAS10	Black & Grey
Joint Tape	100mm x 25m	RRWJT100	White
Chopped Strand Matting	1m x 180lm	RRCSM1	White
Waterproof Kit	5m ²	RRWPKIT5	Black & Grey
Waterproof Kit	10m ²	RRWPKIT10	Black & Grey
Waterproof Kit	20m ²	RRWPKIT20	Black & Grey
Anti-Skid Kit	5m ²	RRASKIT5	Black & Grey
Anti-Skid Kit	10m ²	RRASKIT10	Black & Grey
Anti-Skid Kit	20m ²	RRASKIT20	Black & Grey
Waterproof & Anti-Skid Kit	5m ²	RRWPASKIT5	Black & Grey
Waterproof & Anti-Skid Kit	10m ²	RRWPASKIT10	Black & Grey
Waterproof & Anti-Skid Kit	20m ²	RRWPASKIT20	Black & Grey
Ponding Filler Kit	17kg	RRPF17	N/A
Crack & Joint Filler	10kg	RRCJF10	White
Catalyst	200g	RRC10	White



TECHNICAL AND GUARANTEES

TECHNICAL



We are dedicated to continually improving the quality of both our products and our service. We have a dedicated technical support team, supported by field based technical managers who can provide site specific specifications, telephone or onsite support.

Our downloadable product data sheets, application guides and certifications can be found on our website

Further information about specific technical data can also be made available upon request by contacting our technical team who will be happy to help and can email the required information.


GUARANTEES AND TESTING


Our systems are tested to the highest standards to ensure they are fit for purpose and deliver exceptional performance.

We only manufacture and distribute high performance materials and as such all our systems come with a 10 year guarantee as standard, with our Pro ranges offering extended guarantees of up to 25 years

Our products are third party accredited by the largest testing houses in Europe and the United states including BBA, BDA and Factory Mutual. Our production processes are externally audited to ensure complete quality control.

We continually test our products to the latest standards and whilst our testing certificates are available on our website our technical team are on hand to deal with specific test enquiries.

 00 350 58478000 / 00 44 (0) 7830 150673

 enquiries@ecoproofinternational.com



LIQUID ROOFING SYSTEMS

📍 96 Harbours Walk, The New Harbours , Gibraltar

☎ 00 350 58478000 / 00 44 (0) 7830 150673

✉ enquiries@ecoproofinternational.com

🌐 www.ecoproofinternational.com

